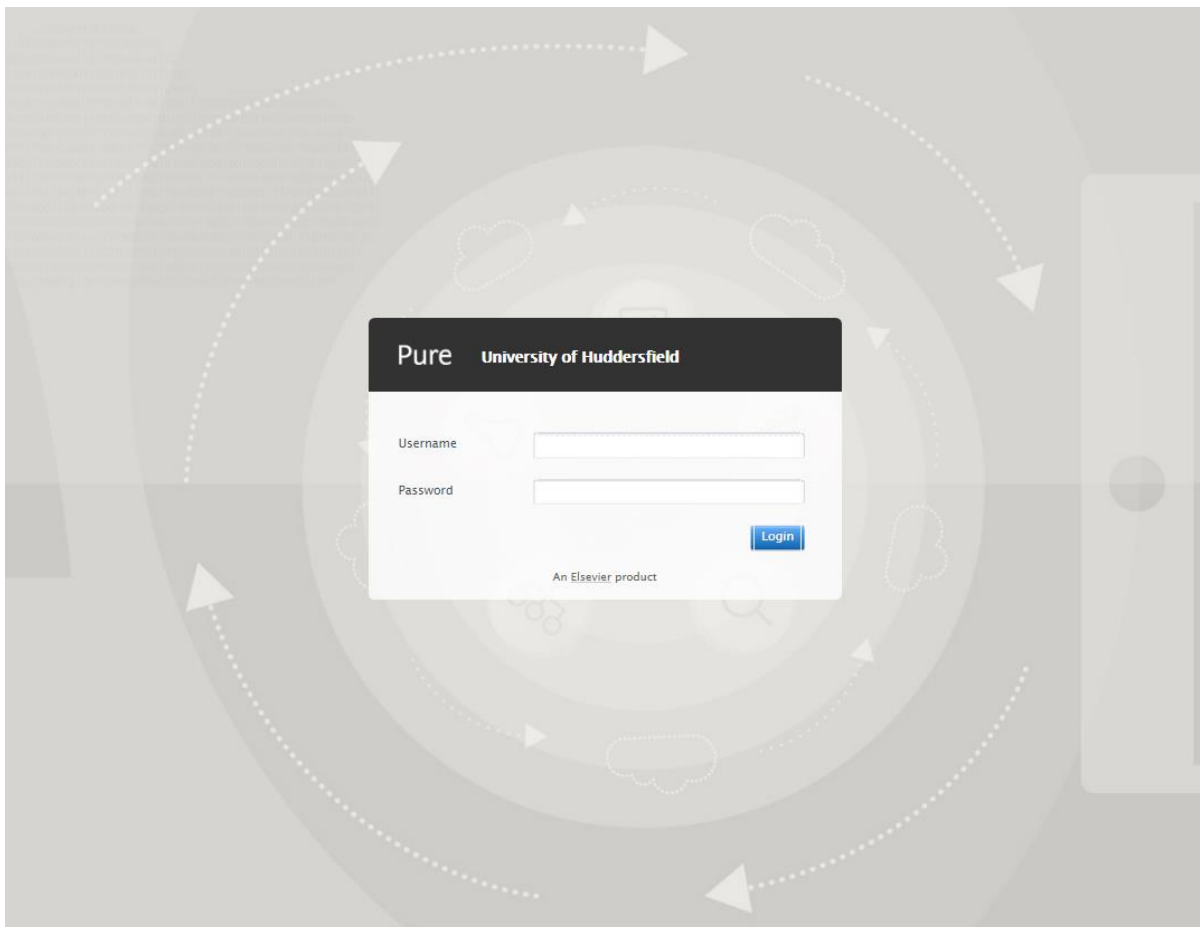


REF2021

Main Panel C and D

Output Proposal Options



Main Panel C and D Output Proposal Options

Introduction

In Main Panel C and D the REF panels are aware that some outputs, such as non- text, teaching materials and practise-based outputs, that it will not always be evident regarding the research content and/or process and therefore additional information can be submitted with the output. Below is a brief overview and guidance on this type of output and further in this guidance booklet is how to manage proposing these types of output for consideration for the REF.

Main Panel C additional information for outputs

UoA: 13 Architecture

For **any** submitted outputs where the research content and/or process is not evident from the output, such **as non-text outputs or teaching materials**, submissions should include a statement which identifies the research questions, methodology and means of dissemination (maximum 300 words).

Practice-based outputs

To ensure that practice-based outputs are assessed on an equal basis with other outputs, submissions should include an explanatory presentation of the building, design or intervention in an easily-handled paper-based format (for example, a PDF which could include photographs, figures or diagrams) sufficient to allow the panel both to understand the output without visiting it, and to make a judgement of its research contribution.

If proposing this type of output you need to create the Pure output record and attach the PDF to the record:

The image shows a screenshot of the Pure system interface. On the left, there is a section titled "Electronic version(s), and related files and links" with an information icon. Below this title are three buttons: "Add electronic version (file, DOI, or link)...", "Add other link...", and "Add other file...". On the right, a "Add other file" dialog box is open. The dialog box has a title bar "Add other file" and a subtitle "Upload a file of related content (e.g. communication with publisher)". It contains a "File" field with a dashed box for file selection and the text "Drag file or browse your computer.". Below this is a "File title" text input field. Underneath is the "Access to electronic version" section, which includes "Public access to file" set to "Closed" and a "Licence" section with "Licence to file" set to "Unspecified". At the bottom right of the dialog box are "Cancel" and "Create" buttons.

Then propose for consideration to the REF remembering to include the 300 word statement.

Main Panel D additional information for outputs

UoA: 32 **Art and Design**
 33 **Music and Drama**

In all cases where the role of the researcher, or the research process, is not evident within the submitted output, you are strongly encouraged to submit a statement of up to 300 words.

For outputs where the role of the researcher or the research process is not evident in the submitted output, submitting units have the following options in choosing how best to present the output (irrespective of the classification):

- As a **single item**, with a 300-word supporting statement – you must select your output but also include a 300 word statement
- As a **multi-component output**, with a 300-word supporting statement – you must select one of the outputs to propose and ensure all the other outputs are linked together in Pure.
- As a **single item, supported by contextual information** (previously called a ‘portfolio’). Both the item and the contextual information may include moving image, sonic, visual or other digital media or written text, as appropriate, to enable the panel to access the research dimensions of the work and to assess its significance, originality and rigour. The 300-word statement should be used to indicate what is the output and what is the contextual information – you must select your output, include the 300 word statement and attach the contextual information as a PDF to the output record within Pure.
- As a **multi-component output, supported by contextual information** (previously called a ‘portfolio’). Both the output and the contextual information may include moving image, sonic, visual or other digital media or written text, as appropriate, to enable the panel to access the research dimensions of the work and to assess its significance, originality and rigour. The 300-word statement should be used to indicate what is the output and what is the contextual information - you must select one of the outputs to propose and ensure all the other outputs are linked together in Pure, include the 300-word statement and attach the contextual information as a PDF to the output record within Pure

300-word statement

This statement should provide coherent evidence of the research dimensions of the work in terms of:

the research *process* – the question and/or issues being explored, the process of discovery, methods and/or methodologies, the creative and/or intellectual context or literature review upon which the work draws, or challenges or critiques

the research *insights* – the findings, discoveries or creative outcomes of that process

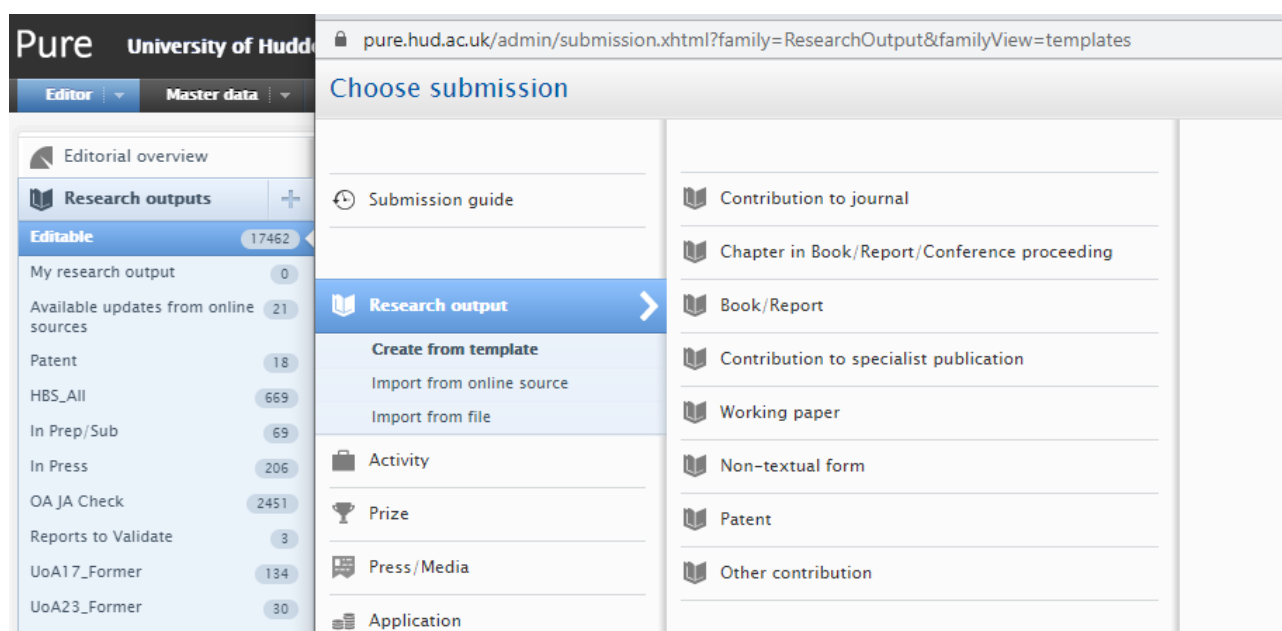
the *dissemination* – how and where the *insights or discoveries* were ‘effectively shared’.

Statement on rationale for grouping short items

Substantial dictionary or encyclopaedia entries and groups of short items including for example portfolios of creative writing, or related critical works (where such work embodies research as defined for the purposes of the REF in 'Guidance on submissions'), may be submitted as a single output, along with an explanation of the rationale for grouping such items (of up to 300 words).

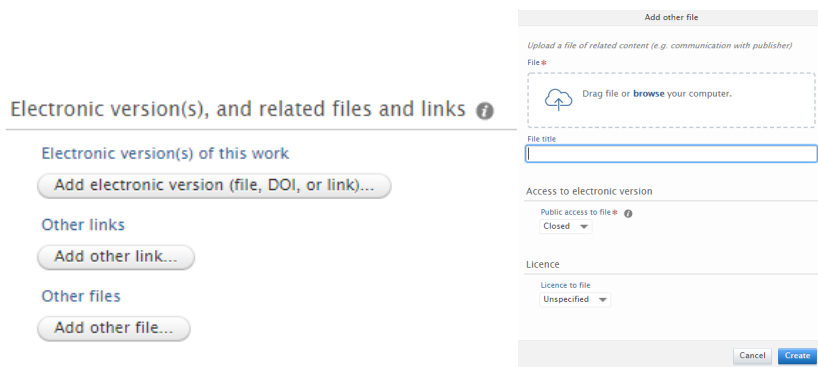
How to propose these types of outputs in Pure

Create your Pure output record, if it is a multi-component submission create a record for each component output.



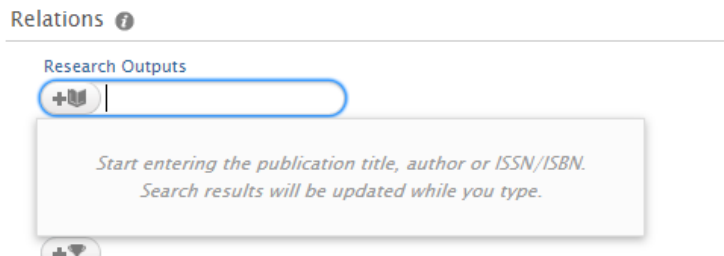
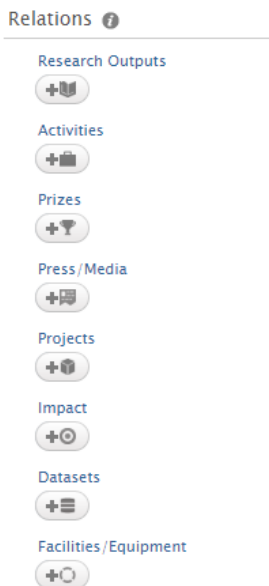
Once the record has been created:

If a single item for proposal propose via the tab on your profile and include a 300 word statement.



Then propose for consideration to the REF remembering to include the 300 word statement.

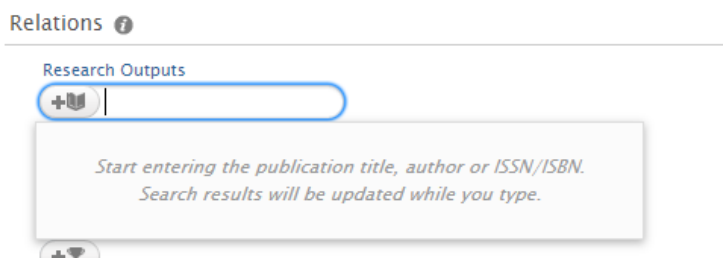
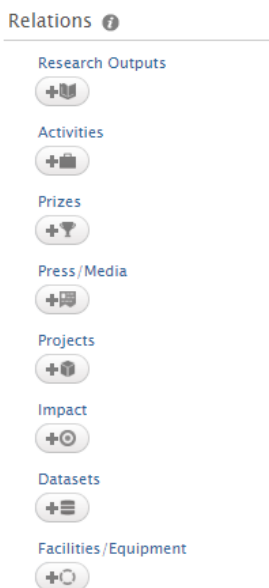
If a **multi-component output** with just the 300-word statement create each output record within Pure, choose one of these outputs and ensure all the other outputs are linked to it. This is done by opening the output record in Pure and go to Relations:



Type in the start of the name of the output you want to link to the record and a list of options will appear. Click on the output you want to link and the system will do this. Keep going until you have attached all relevant outputs and they are all linked.

Then propose one output for consideration to the REF remembering to include the 300-word statement.

If a multi-component output with contextual information create each output record within Pure, choose one of these outputs as the one to propose and ensure all the other outputs are linked to it. This is done by opening the output record in Pure and go to Relations:



Type in the start of the name of the output you want to link to the record and a list of options will appear. Click on the output you want to link and the system will do this. Keep going until you have attached all relevant outputs and they are all linked.

Add the contextual information as a PDF to the output record:

Electronic version(s), and related files and links ?

Electronic version(s) of this work

Add electronic version (file, DOI, or link)...

Other links

Add other link...

Other files

Add other file...

Add other file

Upload a file of related content (e.g. communication with publisher)

File*

Drag file or **browse** your computer.

File title

Access to electronic version

Public access to file* ?

Closed

Licence

Licence to file

Unspecified

Cancel Create

Then propose one output for consideration to the REF remembering to include the 300 word statement.

Any queries please contact REF2021@hud.ac.uk