

Academic and Research Staff

Table 1

Successful academic staff promotions by grade for the academic years 2016/17 - 2020/1 (including Conferment)

	2016/7		2017/8		2018/9		2019/20		2020/1	
Grade	Women	Men	Women	Men	Women	Men	Women	Men	Women	Men
Grade 7 & 8	8	15	14	19	13	19	13	21	12	11
≥ Grade 9	11	13	19	9	12	15	15	15	7	19

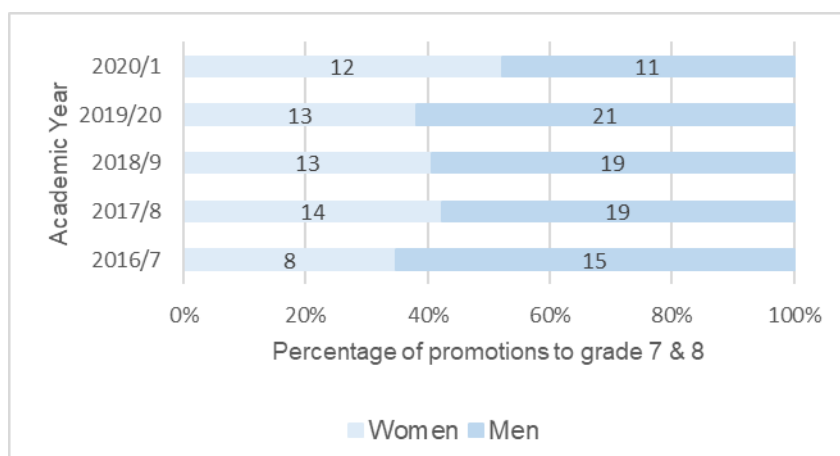


Figure 1 Successful academic staff promotions to grade 7 and 8 for the academic years 2016/17 - 2020/1

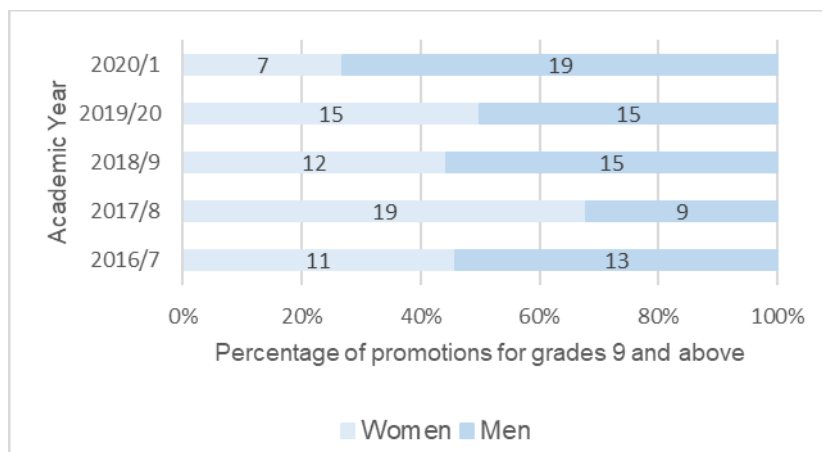


Figure 2 - Successful academic staff promotions to grade 9 and above for the academic years 2016/17 - 2020/1

Staff Promotions for the Academic Years 2016-7 – 2020/1

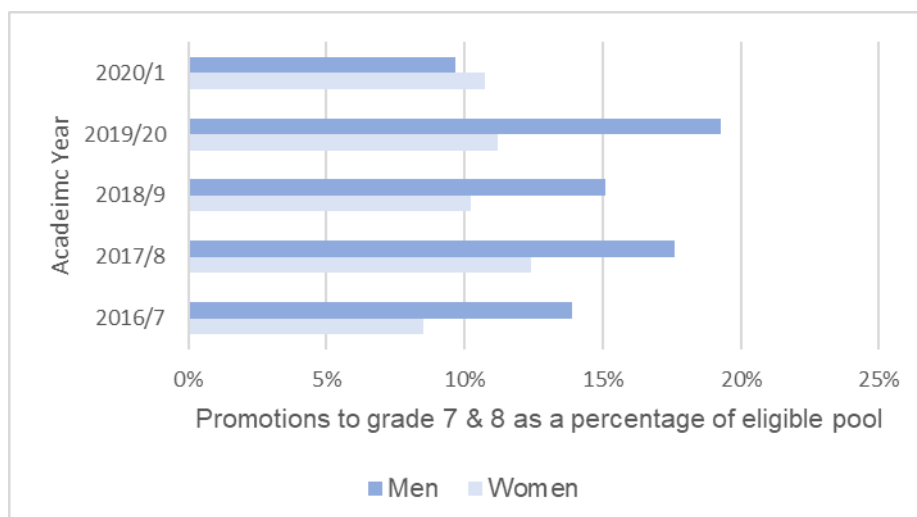


Figure 3 - Successful promotions of academic staff to grades 7 and 8, as a percentage of the eligible pool for academic years 2016/17 - 2020/1 for women and men.

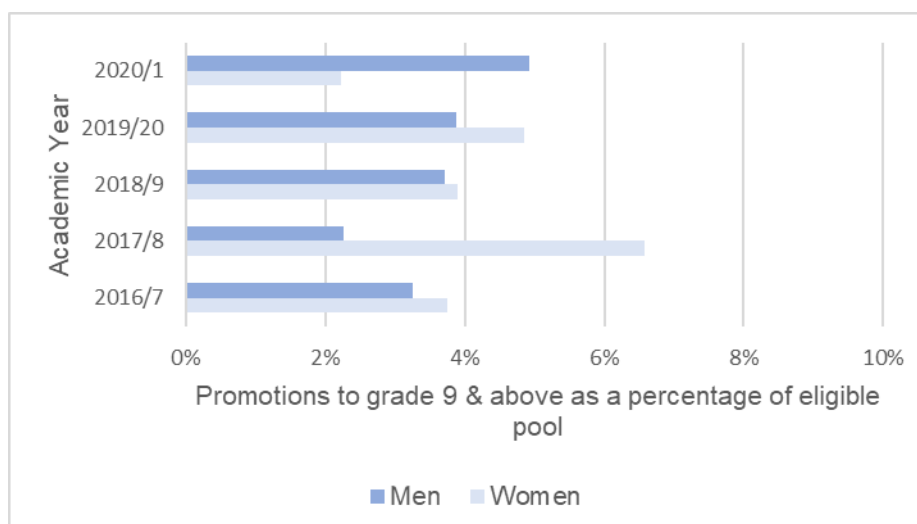


Figure 4 - Successful promotions of academic staff to grades 9 and above, as a percentage of the eligible pool for academic years 2016/17 - 2020/1 for women and men.

For the five year academic period 2016/7 – 2020/1, 20 women and 9 men holding part-time academic and research posts were successfully promoted.

Table 2 - Unsuccessful academic staff promotions by grade for the academic years 2016/17 - 2020/1

Grade	2016/7 - 2020/1	
	Women	Men
Grade 8 & 9	13	31
≥ Grade 10	12	13

Professional, Technical and Operational Support Staff

Table 3

Successful support staff promotions across all grades for period 2016/17 - 2020/1

2016/7		2017/8		2018/9		2019/20		2020/1	
Women	Men	Women	Men	Women	Men	Women	Men	Women	Men
56	16	61	29	56	20	45	23	41	16

For the five year academic period 2016/7 – 2020/1, 70 women and 8 men holding part-time professional, technical and operational support posts were successfully promoted

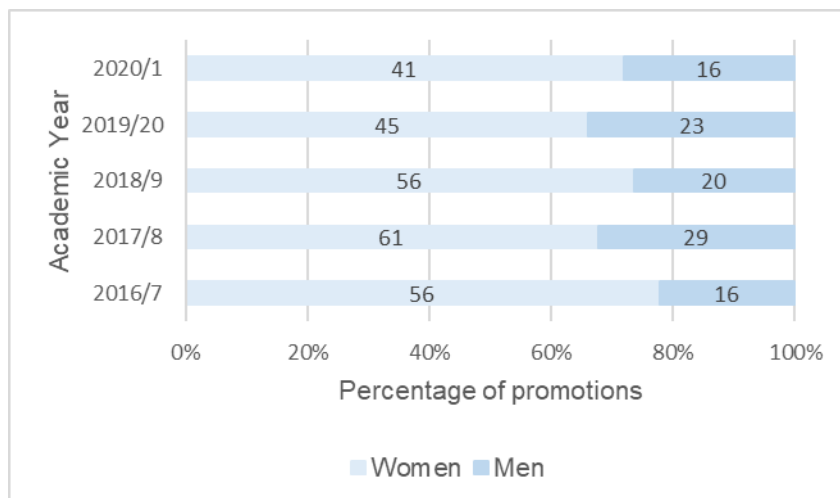
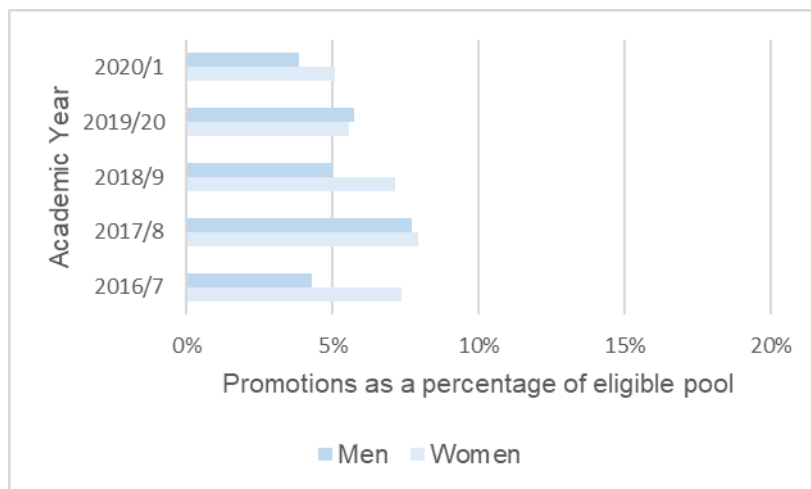


Figure 5 - Successful professional, technical and operational support staff promotions 2016/17 - 2020/1 for women and men



Staff Promotions for the Academic Years 2016-7 – 2020/1

Figure 6 - Successful professional, technical and operational support staff promotions as a percentage of eligible pool for academic years 2016/17 - 2020/1 for women and men.